



WordenSystem™ Retail Catalog 2024

Lamp Forms - H. L. Worden "Make a Lamp" System

FullForms™

7 WordenSystem™

Fullforms™ are available. Each is a 360° form so the lamp can be made in one piece. All glass can be cut and fit on form before any soldering is done.

To make a lamp purchase the form and corresponding pattern packet.




B7 Bell FullForm™
7" Dia. X 5" Ht.
B7



G7 Globe FullForm™
7" Dia. X 5" Ht.
G7 -



SC7 Cone FullForm™
7" Dia. X 5" Ht.
SC7 -



GF13 Globe FullForm™
13" Dia. X 10" Ht.
GF13 -



C16 Cone FullForm™
16" Dia. X 8" Ht.
C16 -



GF16 Globe FullForm™
16" Dia. X 11" Ht.
GF16 -



CF18 M. Cone 18" FullForm™
18"D. X 11"H.
CF18 -

Universal SectionalForms™

13 WordenSystem™ Sectional Universal

Forms™ are available. Each reusable form is one section of a lamp and requires that several panels be made - 3 to 6 depending on the form. Glass for one repeat is cut and fit on the form. Glass is foiled, tacked and flat seamed. Panel is removed and stored until all panels have been completed. When all panels are flat seamed, the panels are put together to finish the lamp shade.

To make a lamp purchase the form and corresponding pattern packet.



W10 Wisteria Shape
1/3 SectionalForm™
10" Dia. X 3" to 11" Ht.
W10 -



G11 Globe Shape
1/6 SectionalForm™
11" Dia. X 4" to 8" Ht.
G11 -



G13 Globe Shape
1/3 SectionalForm™
13" Dia. X 4" to 9" Ht.
G13 -



G16 Globe Shape
1/6 SectionalForm™
16" Dia. X 7" to 10" Ht.
G16 -



L18 Lotus Shape
1/4 SectionalForm™
18" Dia. X 5" to 14" Ht.
L18 -



W18 Wisteria Shape
1/5 SectionalForm™
18" Dia. X 4" to 16" Ht.
W18 -



G19.5 Globe Shape
1/6 SectionalForm™
19.5" Dia. X 9.5" to 12" Ht.
G19.5 -



C20 Modified Cone Shape
1/6 SectionalForm™
20" Dia. X 5" to 11" Ht.
C20 -



C234 Flat Panel Form
10" W. X 5" to 11" Ht.
C234



P20 Built-in Crown
1/6 SectionalForm™
20" Dia. X 6" to 13" Ht.
P20-



SC20 Cone
1/6 SectionalForm™
20" Dia. X 4" to 11" Ht.
SC20 -



RC22 Reversed Cone
1/6 SectionalForm™
22" Dia. X 7" to 12" Ht.
RC22 -



B24 Bell Shape
1/6 SectionalForm™
24" Dia. X 5" to 12" Ht.
B24 -

FullForm™ Designs - H. L. Worden "Make a Lamp" System

7 WordenSystem™ Fullforms™ are available. Each is a 360° form so the lamp can be made in one piece. All glass can be cut and fit on form before any soldering is done.

To make a lamp purchase the form and corresponding pattern packet which contains:

- MagicStrips™ to cover entire form
- Paper Pattern for one repeat
- Color Key w/glass suggestions
- Instructions for FullForm™ lamp construction
- Accessories

B7 Series

Requires B7 Universal Form & Corresponding Pattern Packet



B7 Bell MiniForm™
7" Dia. X 5" Ht.



B7-0 Designing Grid



Pieces 194, Aperture 2"



B7-2 Floral
Pieces 168, Aperture 2"



B7-4 Dogwood I
Pieces 119, Aperture 1.5"



B7-5 Apple Blossom T
Pieces 151, Aperture 2"



B7-6 Tulip T
Pieces 153, Aperture 2"



B7-7 Wavy Lamp
Pieces 144, Aperture 2"

B7 Patterns

G7 Series

Requires G7 Universal Form & Corresponding Pattern Packet



G7 Globe MiniForm™
7" Dia. X 5" Ht.



G7-0 Designing Grid



G7-1 Art Nouveau
Pieces 108, Aperture 2"



G7-2 Rose Border
Pieces 165, Aperture 2"



G7-3 Fleur-de-lis T
Pieces 204, Aperture 2"



G7-4 Bl.-Eyed Susan T
Pieces 212, Aperture 2"



G7-5 Pansy T
Pieces 201, Aperture 2"

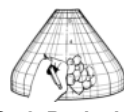
G7 Patterns

SC7 Series

Requires SC7 Universal Form & Corresponding Pattern Packet



SC7 Cone MiniForm™
7" Dia. X 4.8" Ht.



SC7-0 Designing Grid



SC7-1 Art Nouveau
Pieces 120, Aperture 2"



SC7-2 Tulip
Pieces 140, Aperture 2"



SC7-3 Gorham Leaf
Pieces 152, Aperture 2"



SC7-4 Peacock T
Pieces 200, Aperture 2"



SC7-5 Iris W
Pieces 153, Aperture 2"



SC7-6 Periwinkle W
Pieces 144, Aperture 2"



SC7-15 H'bird W
Pieces 126, Aperture 2"
filigree not included



SC7-16 Dragonfly T
Pieces 153, Aperture 2"



SC7-17 Daffodil T
Pieces 188, Aperture 2"



**SC7-18 Irish Clover
Good Luck Lamp**
Pieces 188, Aperture 2"



**SC7-19 Yin Yang/
Lotus Lamp**
Pieces 183, Aperture 2"

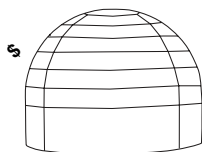


SC7-20 Prairie Lamp 7"
Pieces 182, Aperture 2"


SC7 Patterns

GF13 Series

Requires GF13 Universal Form & Corresponding Pattern Packet



GF13 Globe360° form
13" Dia. X 10" Ht.



GF13-0 Designing Grid



GF13-1 Rose Bouquet 13" W
Pieces 477, Aperture 3"



GF13-2 Bal. Lamp W
Pieces 264, Aperture 3"



GF13-3 Stylized Tulip
Pieces 276, Aperture 3"

GF13 Patterns

GF13 Patterns



GF13-6 Lei Flower Lamp W
Pieces 340, Aperture 3"



GF13-7 Apple Blossom T
Pieces 346, Aperture 4"



GF13-8 Tulip T
Pieces 345, Aperture 4



GF13-9 Small Dogwood T
Pieces 306, Aperture 3"



GF13-10 Ant. Handel Lamp
Pieces 136, Aperture 3"



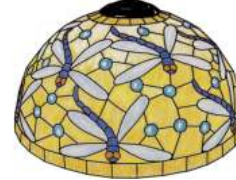
GF13-12 Pansy T
Pieces 465, Aperture 3"



GF13-13 Art Nouveau
Pieces 174, Aperture 3"



GF13-14 Tulip T
Pieces 570, Aperture 3"



GF13-15 Dragonfly T
Pieces 390, Aperture 3"



GF13-2 Bal. Lamp W Orb
Pieces 528, Aperture 3"



GF13-3 Styl. Tulip Orb
Pieces 396, Aperture 3"



GF13-4 Water Lily Orb T
Pieces 980, Aperture 3"



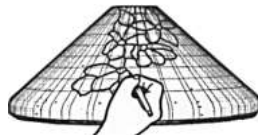
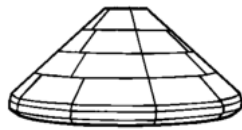
GF13-5 World Orb W
Pieces 463, Aperture 3"



GF13-11 Disco Orb W
Pieces 922

C16 Series

Requires C16 Universal Form & Corresponding Pattern Packet (Pat.)



C16-0 Designing Grid

Not currently available



C16-4 Geometric
Pieces 96, Aperture 4"



C16-5K Poppy Cone T
Pieces 312, Aperture 4"
Inc.: filigree



C16-1 Art Nouveau
Pieces 180, Aperture 4"



C16-2 Rococo
Pieces 236, Aperture 4"



C16-3K Dragonfly Cone T
Pieces 371, Aperture 4"
Figures not included

Not currently available



C16-9 Bass Lamp W
Pieces 339, Aperture 3"
Inc.: filigree, jewels



C16-11 Baroque
Pieces 165, Aperture 3"



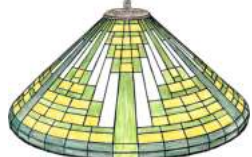
C16-12 Peony T
Pieces 398, Aperture 3"



C16-13 Iris
Pieces 405, Aperture 3"



C16-18 W Dragonfly T
Pieces 378, Aperture 4"
filigrees not included



C16-22 Prairie Lamp 16"
Pieces 399, Aperture 3"

C16 Patterns



C16-1 Art Nouveau
Pieces 180, Aperture 4"



C16-2 Rococo
Pieces 236, Aperture 4"



C16-3K Dragonfly Cone T
Pieces 371, Aperture 4"
Figures not included



C16-6 Clematis T
Pieces 363, Aperture 3"



C16-7 Desert Poppy
Pieces 400, Aperture 3"



C16-8 Daffodil T
Pieces 444, Aperture 3"



C16-11 Baroque
Pieces 165, Aperture 3"



C16-12 Peony T
Pieces 398, Aperture 3"



C16-13 Iris
Pieces 405, Aperture 3"

ORDERING

To make a lamp on a FullForm™

1. Select design or Lamp Designing Grid
2. Purchase pattern packet and corresponding form
3. Purchase accessories not supplied in pattern packet, i.e. jewel sets for dragonfly lamps
4. Purchase vase cap, glass, supplies needed

To Make This Lamp order:

- 1 C16 Cone shape form
- 1 C16-13 Iris pattern packet

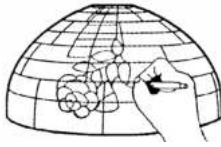


GF16 Series

Requires GF16 Universal Form
& Corresponding Pattern Packet



GF16 Globe
360° form
16" Dia. X 11" Ht



GF16-0 Designing Grid


GF16 Patterns



GF16-1 Stylized Rose W
Pieces 360, Aperture 3"



GF16-2 Baroque
Pieces 246, Aperture 4"



GF16-3 Mol. Art Nouveau
Pieces 264, Aperture 4"



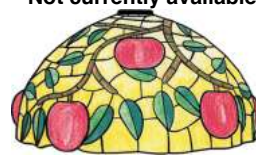
GF16-4 Sunset Saguaro 16" W
Pieces 474, Aperture 3"



GF16-5 Daffodil T
Pieces 636, Aperture 4"



GF16-6 Water Lily T
Pieces 435, Aperture 4"



GF16-7 Little Apple W
Pieces 369, Aperture 3"
Inc.: slumped apples



GF16-8 Apple Blossom T
Pieces 580, Aperture 4"



GF16-9 Dogwood T
Pieces 441, Aperture 4"



GF16-10 Tulip T
Pieces 567, Aperture 4"



GF16-11 Peacock T
Pieces 648, Aperture 3"



GF16-12 Black-Eyed Susan T
Pieces 776, Aperture 3"



GF16-13 Orange Tree W
Pieces 198, Aperture 4"
Inc.: slumped oranges



GF16-14 Pansy T 16"
Pieces 632, Aperture 4"



GF16-15 Stylized Pansy
Pieces 207, Aperture*



GF16-16 Stylized Tulip
Pieces 252, Aperture*



GF16-17 Mirrored Rose W
Pieces 288, Aperture*



GF16-18 Rose on Mosaic
Pieces 284, Aperture*



GF16-19 Dogwood T
Pieces 260, Aperture*



GF16-20 Elaborate Peony T
Pieces 435, Aperture 4"



GF16-21 Woodbine T
Pieces 225, Aperture 4"



GF16-22 Bamboo T
Pieces 434, Aperture 4"



GF16-23 Impatiens Gar. W
Pieces 324, Aperture 4"
Inc.: filigree



GF16-24 Rose Bouquet W
Pieces 543, Aperture 4"



GF16-25 Fleur-de-lis T
Pieces 460, Aperture 5"



**GF16-26 I Love You Sign
Lamp w/Tiffany Rose W**
Pieces 384, Aperture 3"



GF16-31 Rose Garland
Pieces 1335, Aperture 4"



GF16-32 Long Stem Daffodil T
Pieces 630, Aperture 4"



GF16-33 H'bird W
Pieces 484, Aperture 4"
filigree not included



GF16-34 Belted Dogwood T
Pieces 615, Aperture 3"



GF16-35 Cobweb T
Pieces 812, Aperture 3"



GF16-36 Cosmos Lamp W
Pieces 612, Aperture 3"



**GF16-37 Long Tee Golf
Lamp W**
Pieces 435, Aperture 3"



GF16-38 Trumpet Vine W
Pieces 696, Aperture 3"



GF16-39 Bass Pond Lamp
Pieces 513, Aperture 3"
Inc.: filigree, jewels

Not currently available

GF16 Patterns



CF18-1 Dragonfly T
Pieces 525, Aperture 4"
Jewels & filigrees not included

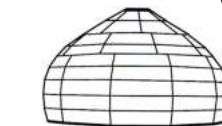


CF18-2 Dogwood T
Pieces 740, Aperture 4"

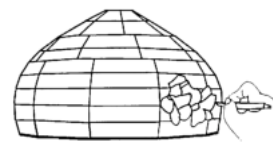
CF18 Patterns



CF18-3 Sweetheart Rose
Pieces 312, Aperture 4"




CF18 M. Cone 18"
360° form
18"D. X 11"H.



CF18-0 Designing Grid



CF18-4 Peony T
Pieces 519, Aperture 4"



CF18-5 Victorian Tulip
Pieces 560, Aperture 4.5"

Not currently available



CF18-6 Art Nouveau 18"
Pieces 238, Aperture 4.5"




CF18-7 Fruit Border 18"
Pieces 316, Aperture 4.5"
Inc: fruit & glass nuggets



CF18-8 Baroque 18"
Pieces 327, Aperture 4.5"



CF18-9 Rose Border 18"
Pieces 378, Aperture 4.5"



CF18-10 Chew'n Cow W
Pieces 412, Aperture 4.5"

Not currently available



CF18-11 Four Lil' Pigs W
Pieces 430, Aperture 4.5"



CF18-12 Floral Border 18"
Pieces 592, Aperture 4"



CF18-13 Magnolia T
Pieces 694, Aperture 4"



CF18-14 Wild Rose
Pieces 505, Aperture 4"



CF18-15 Impatiens Bou. W
Pieces 426, Aperture 4"
Inc: filigree


Not currently available



CF18-16 Water Lily T 18"
Pieces 432, Aperture 4"



CF18-17 Worden Loon W
Pieces 588, Aperture 4"
Inc: filigree, jewel



CF18-18 Worden Chew'n Cow W
Pieces 668, Aperture 4"



CF18-19 Worden Pig W
Pieces 624, Aperture 4"



Not currently available
CF18-20 Worden Rooster W
Pieces 570, Aperture 4"
Inc: filigree

Not currently available



CF18-21 Lei Flower Lamp W
Pieces 672, Aperture 4"



CF18-22 Pansy T
Pieces 920, Aperture 4"



CF18-23 Rococo w/Flower
Pieces 282, Aperture 4"



CF18-24 H'bird W
Pieces 648, Aperture 4"
Inc: filigree



CF18-25 Wine Connoisseur
Pieces 282, Aperture 4"



CF18-26 18" Louis XV
Pieces 1059, Aperture 4"



CF18-27 18" Coffee Cup Lamp W
Pieces 378, Aperture 4"



CF18-28 Long Tee Golf Lamp W
Pieces 420, Aperture 4"



CF18-29 Rose Bush T
Pieces 852, Aperture 4"

SectionalForm™ Designs - H. L. Worden "Make a Lamp" System

13 WordenSystem™ Sectional universal forms™ are available. Each reusable form is one section of a lamp and requires that several panels be made - 3 to 6 depending on the form. Glass for one repeat is cut and fit on the form. Glass is then foiled, tacked and flat seamed. Panel is removed and stored until all panels have been completed. When all panels are flat seamed, the panels are put together to finish the lamp shade.

To make a lamp purchase the form and corresponding pattern packet which contains:

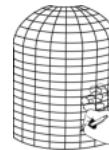
- MagicStrips™ to cover entire form
- Paper Pattern for one repeat
- Color Key w/glass suggestions
- Instructions for SectionalForm™ lamp construction
- Accessories

W10 Series

Requires W10 Universal Form & Corresponding Pattern Packet



W10 Wisteria Shape
1/3 SectionalForm™
10" Dia. X 3" to 11" Ht.



W10-0 Designing Grid



W10-1S Min. Wisteria T
Pieces 1074

W10 Patterns



W10-2S Min. Cherry Tree T
Pieces 972



W10-3 Butterfly T
Pieces 438, Aperture 3"




W10-4 Lemon Leaf T
Pieces 258, Aperture 3"



W10-5 Grecian Floral Border
Pieces 294, Aperture 3



W10-6 Tiffany Rose Garden W
Pieces 564, Aperture 3"



W10-7 Rose Border
Pieces 273, Aperture 3"

G11 Series

Requires G11 Universal Form & Corresponding Pattern Packet



G11 Globe
1/6 SectionalForm™
11" Dia. X 4" to 8" Ht.



G11-0 Designing Grid



G11-1 Two-Piece Terr.
Pieces 164



G11-3 Acorn T
Pieces 288, Aperture 4"



G11-4 Woodbine T
Pieces 258, Aperture 3"



G11-5 Pansy T
Pieces 360, Aperture 3"

G11 Patterns



G11-6 Floral Lamp
Pieces 360, Aperture 3"



G11-7 Magnolia
Pieces 180, Aperture 3"



G13 Globe
1/3 SectionalForm™
13" Dia. X 4" to 9" Ht.



G13-0 Designing Grid



G13-1S Begonia T
Pieces 948



G13-2 Sm. Dogwood T
Pieces 306, Aperture 3"

G13 Patterns



G13-3S Spi. & Web T
Pieces 662, Aperture 3



G13-4 Poinsettia T
Pieces 541, Aperture 3"



G13-5 Leaf Border
Pieces 279, Aperture 3"



G13-6 Pansy T
Pieces 207, Aperture 3"



G13-7 Art Nouveau
Pieces 264, Aperture 3"



G13-8 Puffin
Pieces 396, Aperture 3"

G16 Series

Requires G16 Universal Form & Corresponding Pattern Packet



G16 Globe
1/6 SectionalForm™
16" Dia. X 7" to 10" Ht.



G16-0 Designing Grid



G16-1 Art Nouveau Globe
Pieces 174, Aperture 3"



G16-2 Rococo
Pieces 210, Aperture 3"

G16 Patterns

G16 Patterns



G16-3 Baroque
Pieces 264, Aperture 3"



G16-4 Tulip L. T
Pieces 366, Aperture 3"



G16-5 Daisy
Pieces 204, Aperture 3"



G16-6 Floral
Pieces 174, Aperture 3"



G16-7 Belt. Dogwood
Pieces 672, Aperture 3"

Not currently available



G16-9 Floral Border
Pieces 444, Aperture 3"



G16-12 Rose Border
Pieces 426, Aperture 3"



G16-18 Bell Flower T
Pieces 417, Aperture 3"



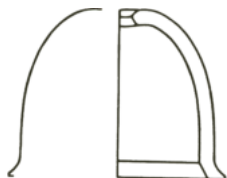
G16-19 Fruit
Inc.: slumped fruit & glass nuggets




G16-20 Rococo
Pieces 294, Aperture 3"

L18 Series

Requires L18 Universal Form & Corresponding Pattern Packet



L18 Lotus Shape
1/4 SectionalForm™
18" Dia. X 5" to 14" Ht.



L18-0
Designing Grid

L18 Patterns



L18-1 Flowering Lotus T
Pieces 1660
|



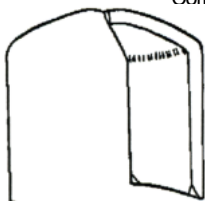
L18-2 Daffodil T
Pieces 672, Aperture 5"



L18-4 Lotus T
Pieces 652, Aperture 5"

W18 Series

Requires W18 Universal Form & Corresponding Pattern Packet



W18 Wisteria Shape
1/5 SectionalForm™
18" Dia. X 4" to 16" Ht.



W18-0
Designing Grid

W18 Patterns



W18-1S Wisteria T
Pieces 2047



W18-2S Grape Vine T
Pieces 1130



W18-3 Floral
Pieces 380, Aperture 4"



W18-5S Pendant Cherry Tree T
Pieces 1777



W18-6 Handel Periwinkle
Pieces 580, Aperture 4"



W18-7 Old Rose
Pieces 540, Aperture 3"



W18-8 Peacock T
Pieces 1170, Aperture 4"



W18-9 Tulip T
Pieces 900, Aperture 4"



W18-10S Trumpet Vine T
Pieces 1285



W18-11 Teddy Bear Ceil.
Pieces 235, Aperture*



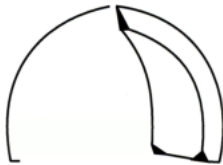
W18-12 Stylized Tulip Ceil.
Pieces 115, Aperture*



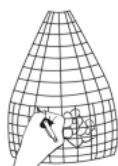
W18-13 Stylized Leaf Ceil.
Pieces 115, Aperture*

G19.5 Series

Requires G19.5 Universal Form & Corresponding Pattern Packet



G19.5 Globe
1/6 SectionalForm™
19.5" Dia. X 9.5" to 12" Ht.



G19.5-0
Designing Grid



G19.5-2 Baroque
Pieces 303, Aperture 4"



G19.5-3
Double Poinsettia T
Pieces 990, Aperture 5"



G19.5-4
Narcissus Border
Pieces 372, Aperture 4"



G19.5-5
Wine Connoisseur
Pieces 366, Aperture 4"



G19.5-6
Verde Antique Globe
Pieces 450, Aperture 4"



G19.5-7 Floral Globe
Pieces 414, Aperture 4"



G19.5-8 Rococo
Pieces 342, Aperture 4"



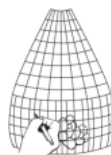
G19.5-9 Classic
Pieces 672, Aperture 4"

C20 Series

Requires C20 Universal Form & Corresponding Pattern Packet



C20 Modified Cone
1/6 SectionalForm™
20" Dia. X 5" to 11" Ht.



C20-0 Designing Grid



C20-1 Hanging Leaves
Pieces 378, Aperture 4"



C20-4 Rococo
Pieces 309, Aperture 4"



G19.5-11 M. Art Nouveau
Pieces 294, Aperture 5"




C20-5 Rose Border
Pieces 426, Aperture 4"



C20-6 Two Bd. Geometric
Pieces 336, Aperture 4"



C20-7 Water Lily T
Pieces 390, Aperture 4"



C20-9 Fleur-de-lis T
Pieces 318, Aperture 4"




**C20-10 Spread wing
Dragonfly T**
Pieces 366, Aperture 4"
filigree not included




C20-11 Duck Lamp
Pieces 657, Aperture 4"



C20-12 Rose
Pieces 522, Aperture 5"



C20-13 Molcany Rose
Pieces 348, Aperture 4.5"



C20-14 Poppy
Pieces 492, Aperture 5"



C20-16 Saguaro Cactus
20" W
Pieces 342, Aperture 5"

Not currently available



C20-18 Iris W
Pieces 354, Aperture 5"



C20-19 Bass W
Pieces 567, Aperture 4"

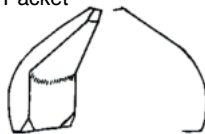
C20 Patterns

C234 Series

Requires C234 & C20 Universal Form & Corresponding Pattern Packet



C234 Flat Panel Form
10" W. X 5" to 11" Ht.



C20 Modified Cone
1/6 SectionalForm™
20" Dia. X 5" to 11" Ht.

C234 Patterns




C234-0 Designing Grid




C234-1 Fleur-de-lis T
Pieces 586, Aperture 4"



C234-2 Spreadwing Dragonfly T
Pieces 618, Aperture 4"
Jewels & filigrees not included



C234-5 Rose Border
Pieces 722, Aperture 4"



C234-6 Two Border Geometric
Pieces 572, Aperture 4"

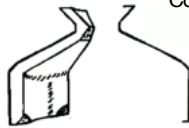


Not currently available

C234-19 Bass W
Pieces 1046, Aperture 4"
Inc.: filigree, jewels

P20 Series

Requires P20 Universal Form & Corresponding Pattern Packet



P20 Built-in Crown
1/6 SectionalForm™
20" Dia. X 6" to 13" Ht.



P20-0 Designing Grid



P20-1 Stylized Pansy
Pieces 216, Aperture 5"



P20-2 Button & Bow
Pieces 276, Aperture 5"



P20-3 Grape
Pieces 438, Aperture 5"



P20-4 Rose
Pieces 354, Aperture 5"



P20-5 Geometric
Pieces 180, Aperture 5"



P20-8 Cattail
Pieces 228, Aperture 5"



P20-10 Stylized Fruit
Pieces 216, Aperture 5"
Inc.: slumped fruit & glass nuggets-grapes



P20-11 Ten Pin Lamp W
Pieces 258, Aperture 5"



P20-12 C'try Kids/R. Horse
Pieces 369, Aperture 5"



P20-13 Country Tulips
Pieces 450, Aperture 5"



P20-14 Pub Lamp W
Pieces 564, Aperture 5"
Inc.: filigree



P20-15WF Dragonfly
Pieces 306, Aperture 5"
Jewels & Filigrees not included



P20-19 Little Bald Eagle W
Pieces 540, Aperture 5"

Not currently available



P20-20 Big Bald Eagle W
Pieces 231, Aperture 5"



SC20-2 Floral Cone
Pieces 264, Aperture 4"



SC20-3 Poppy T
Pieces 472, Aperture 4"
Inc.: filigree



SC20-4 Art Nouveau
Pieces 180, Aperture 4"



SC20-5 Tulip Cone
Pieces 258, Aperture 4"



SC20-6 Arrowroot T
Pieces 612, Aperture 4"

SC20 Series

Requires SC20 Universal Form & Corresponding Pattern Packet



SC20 Cone
1/6 SectionalForm™
20" Dia. X 4" to 11" Ht.



SC20-0 Designing Grid



SC20-1 Dragonfly T
Pieces 396, Aperture 4"
Inc.: filigree
Req.: EJ12, BJ18 jewel sets

SC20 Patterns

Filiagrees Included



SC20-7 Floral Border
Pieces 390, Aperture 3"



SC20-8 Art Nou./Skirt
Pieces 315, Aperture 3"

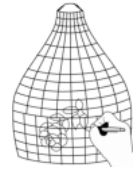
SC20 Patterns

RC22 Series

Requires RC22 Universal Form & Corresponding Pattern Packet



RC22 Reversed Cone
1/6 Sectional Form™
22" Dia. X 7" to 12" Ht.



RC22-0 Designing Grid

RC22 Patterns



RC22-1 Traditional Fruit
Pieces 522, Aperture 5"
Not currently available



RC22-2 Ribbon Art Nou.
Pieces 597, Aperture 6"



RC22-3 Traditional Floral
Pieces 516, Aperture 5"



RC22-6 Cherry Tree T
Pieces 1578, Aperture 6"



RC22-7 Gay Ninety Floral
Pieces 597, Aperture 5"



RC22-8 Traditional Grape
Pieces 648, Aperture 5"
Not currently available



RC22-9 Traditional Rose
Pieces 591, Aperture 5"



RC22-11 Roman T
Pieces 576, Aperture 6"



RC22-12 Cathedral T
Pieces 1056, Aperture 6"



RC22-13 Big Apple W
Pieces 720, Aperture 5"
Inc.: slumped apples
Not currently available



RC22-14 Muskie W
Pieces 406, Aperture 6"
Inc.: filigree, jewels



RC22-15 Tiffany Rose W
Pieces 624, Aperture 6"



RC22-16 Tiffany Water Lily
Pieces 540, Aperture 5"



RC22-17 Impatiens Bor. W
Pieces 558, Aperture 6"
filigree not included



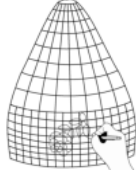
RC22-18 Loon 22" W
Pieces 600, Aperture 6"
Inc.: filigree & jewels
Not currently available

B24 Series

Requires B24 Universal Form & Corresponding Pattern Packet



B24 Bell Shape
1/6 Sectional Form™
24" Dia. X 5" to 12" Ht.



B24-0 Designing Grid

B24 Patterns



B24-1 Bird Lamp W
Pieces 537, Aperture 6"



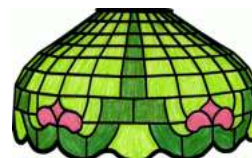
B24-2 Hanging Leaves
Pieces 420, Aperture 6"



B24-4 Louis XIV
Pieces 711, Aperture 6"



B24-5 Flower & Bow
Pieces 372, Aperture 6"



B24-6 Art Nouveau
Pieces 306, Aperture 6"



B24-7 Hanging Head D'fly T
Pieces 675, Aperture 5"
filigrees not included




B24-8 Floral Border
Pieces 422, Aperture 5"



B24-9 Peony T
Pieces 828, Aperture 5"
Not currently available



B24-10 Butterfly T
Pieces 1386, Aperture 5"



B24-11 Baroque
Pieces 303, Aperture 5"



B24-13 Saguaro Cactus W
Pieces 552, Aperture 5"



B24-14 Lei Flower Lamp W
Pieces 960, Aperture 5"



B24-15 Hummingbird W
Pieces 870, Aperture 5"
Inc: filigree

Accessories - H. L. Worden - Not Available Currently

Brass Band & Crown Kits



A beautiful early 1900 style floral design embossed on 15/16" X .025" pre-polished solid brass band. The band is held together with brass rivets for an authentic antique hand made look. The band comes assembled to fit standard 4", 4.5", 5" and 6" WordenSystem™ lamp shade aperture openings. Also included are Paper Patterns and a special Glass Crown Assembly Guide and Circle Jig to make and solder the foiled crown together. It is difficult to solder the crown together without this special Guide and Circle Jig.



- No. CB4 4" Brass Band Kit -
- No. CB4.5 4.5" Brass Band Kit -
- No. CB5 5" Brass Band Kit -
- No. CB6 6" Brass Band Kit -

Brass Filigree*

Tiffany studios used similar filigree on their original lamps. This filigree is etched brass approximately 3 mi. thick. Easy to tin, antique, and install. Packaged in sets per poly bag with full color illustration and instructions.

Dragonfly Wing Filigree*

Tiffany studios used similar filigree on their original lamps.



No. DFF24 Set of 24 wings for C16-18, C20-10, P20-15, SC20-1 -



No. DFF28 Set of 28 wings for C16-3, CF18-1 -



No. DFF36 Set of 36 wings for B24-7 -



No. DFF40 Set of 40 wings for C234-2 -



Poppy Filigree*



No. PF21 for C16-5 -



No. PF24 for SC20-3 -

Hop & Grain Filigree*



No. HOP42 for P20-14 -

Impatien Flower Filigree*

Copyrighted and made exclusively for H. L. Worden Co.



No. IMP42 for CF18-15, RC22-17 -
No. IMP56 for GF16-23 -

Bird Filigree*

Copyrighted and made exclusively for H. L. Worden Co.



No. LOON63 w/3 - 13mm Red Eye Jewels for CF18-17 & RC22-18 -



No. ROOS6 for CF18-20 -



No. HB4 for SC7-15 -
No. HB14 for GF16-33 -
No. HB21 for CF18-24, B24-15 -

Fish Filigree*

Copyrighted and made exclusively for H. L. Worden Co.



\$21.30 for C16-9, C20-19, C234-19 (needs 2 sets)



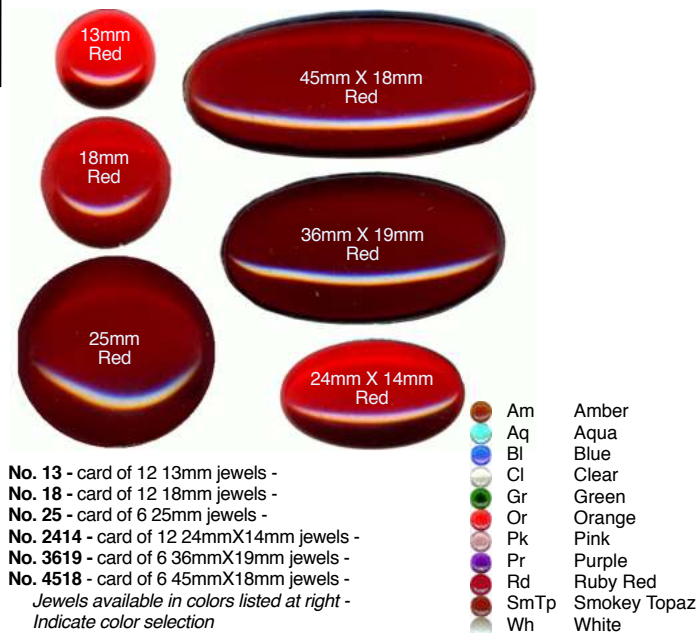
No. MP36 with 2-13mm Eye Jewels for RC22-14 -

On display at the H. L. Worden Co.
C234-19 Bass Lamp
C16-9 Bass Lamp
FD2 Flat Bass

*These accessories are included in pattern kits. Purchase these additional sets to make a second lamp reusing your form, pattern and MagicStrips™.

Glass Jewels

Smooth oval and round jewels in brilliant cathedral glass colors, originally imported for Dragonfly Lamp Reproductions. Dragonfly lamps were made in vari-colored hues to depict many water and insect color combinations. They can also be used in windows, lamps & terrariums. We stock over 100,000 jewels as listed below. JEWEL SETS ARE SKIN PACKAGED ON ATTRACTIVE PRINTED CARDS in assorted sizes and color sets. Paper patterns may be modified for proper fit. Not Shown in Actual Size.



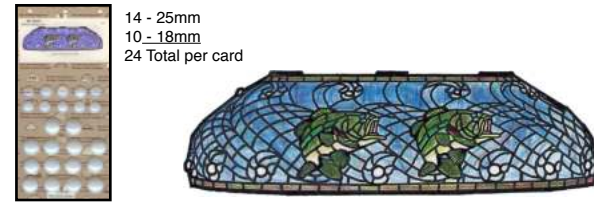
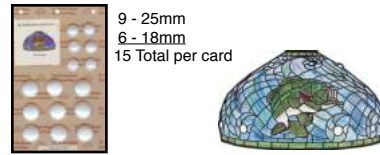
Suggested Uses: Flower Centers, Grapes, Highlights & Cattail Pods

Worden Lamp No.	Optional Jewels	Worden Catalog. No. order by cards
-----------------	-----------------	------------------------------------

SC7-6	8-	13mm	1-No. 13
G11-6	3-	18mm	1-No. 18
G16-2	18-	25mm	3-No. 25
G16-5	12-	13mm	1-No. 13
G16-9	6-	24x14mm	1-No. 2414
G16-19	48-	18mm	4-No. 18
G16-20	18-	13mm	2-No. 13
W18-2	36-	25mm	6-No. 25
W18-3	20-	18mm	2-No. 18
W18-5	110-	18mm	10-No. 18
W18-6	25-	13mm	3-No. 13
G19.5-4	18-	18mm	2-No. 18
G19.5-5	78-	25mm	13-No. 25
G19.5-7	18-	18mm	2-No. 18
G19.5-8	18-	18mm	2-No. 18
C20-1	12-	18mm	1-No. 18
P20-8	18-	45x18mm	3-No. 4518
P20-10	36-	18mm	3-No. 18
SC20-7	6-	36x19mm	1-No. 3619
RC22-1	39-	25mm	7-No. 25
RC22-3	18-	25mm	3-No. 25
RC22-7	30-	18mm	3-No. 18
RC22-8	150-	18mm	13-No. 18
B24-2	12-	25mm	2-No. 25
B24-8	6-	36x19mm	1-No. 3619
B24-12	96-	25mm	16-No. 25

Bass Lamp (Wave) Jewels*

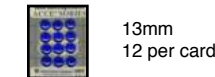
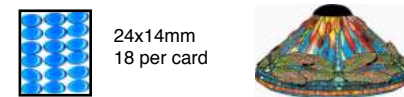
Replacement set of jewels for Bass Lamps as illustrated below.




Dragonfly Lamp Jewel Sets

Dragonfly jewels are hand selected so the jewels in the background around each dragonfly will be the same. These suggested jewel colors are similar to the original Tiffany Dragonfly lamp jewels per Dr. Egon Neustadt's book, "The Lamps of Tiffany." Refer to Neustadt's book for the original Tiffany glass colors.

NOTE: Background jewel sets and eye jewel sets are SOLD SEPARATELY.



			Background	Eyes
1.	13mm	Orange Wing	Gr/Bl	Gr
2.	12 per card	Blue	Bl	Or
		Red	Wh/Gr	Am
		Red Bodied	Gr/Rd	Gr
		*Green-Gold	Am/Or	Bl
		Mauve-Winged	Am/Or	Rd



			Background	Eyes
	13mm	Green on Orange	Am	Gr
	12 per card	*Blue on Gold	Am/Or	Gr
		With Red Jewels	Rd	Bl
		Red Dragonfly	Gr/Bl/Or	Rd

No. EJ12 eye jewels for C20-10 -



			Background	Eyes
	13mm	Green on Orange	Am	Gr
	20 per card	Blue on Gold	Am/Or	Gr
		*With Red Jewels	Rd	Bl
		Red Dragonfly	Gr/Bl/Or	Rd

No. EJ20 eye jewels -



14- 45x18mm
28- 36x19mm
28- 24x14mm
21- 18mm
14- 13mm
105 Total per card



*shown**

No. BJ105 background jewels for CF18-1 -




13mm
14 per card

*On Yellow Blue
Deep Blue
On Red/Green
Red Eyes
On Blood Red

Background	Eyes
Gr/Am	Or
Bl	Bl
Or/Am	Or
Bl/Gr/Pr/Am/Aq	Rd
Bl/Gr/Rd	Gr

No. EJ14 eye jewels for C16-3 -



27- 45x18mm
27- 36x19mm
36- 24x14mm
27- 18mm
18- 13mm
135 Total per card



*shown**

No. BJ135 background jewels for B24-7 -



13mm
18 per card

Green on Mauve
On Yellow Brown
On Yellow Blue
Yellow-Winged
Orange
Tri-Color
Deep Blue
On Red Green
*On Blood Red
Blue On Yellow
Blue / Or-Brown

Background	Eyes
Gr/Aq/Pk	Bl
Am	Rd/Bl/Gr
Gr/Am	Or
Am	Am
Am/Or	Bl
Bl/Gr/Pr/Am	Rd/Or/Bl
Aq	Aq
Am/Or	Or
Bl/Gr/Rd	Gr
Am	Or
Am/Or	Or

No. EJ18 eye jewels for B24-7 -



13mm
14 per card



*shown**

Purple-Winged
Golden-Winged
*Blue-Bodied
Red-Bodied

Eye Jewels
Rd
Am
Rd
Rd

No. EJ14 eye jewels for C16-3 -



45X18mm
6 per card



No. 4518 jewels for P20-15 -



13mm
12 per card

No. EJ12 eye jewels for P20-15 -

Bent Glass Fruit Sets*



Extra set of 9 small apples



No. SAR9 small apples for GF16-7 -



Extra set 2 apples
2 pears
2 oranges
24 grape nuggets
6 cherry nuggets



No. SFN36 extra set fruit for CF18-7-



Extra set 3 apples
3 pears
36 grape nuggets



No. SFN42 extra set fruit for P20-10 -




Extra set 6 apples
6 pears
48 grape nuggets



No. SFN60 extra set fruit for G16-19 -



Extra set(lg) 3 traditional apples/3 pears
OR
Extra set (Lg) 3 delicious apples/3 pears



No. AP1 extra set lg. trad. apples/pears for RC22-1 -

No. DAP1 extra set lg. del. apples/pears for RC22-1 -



Extra set 9 large Traditional Apples
OR
Extra set 9 large Delicious Apples



No. AS1 extra set lg. trad. apples for RC22-13 -

No. DA1 extra set lg. del. apples for RC22-13 -

Bent Glass Fruit

Special kiln slumped glass fruit designed and manufactured by the H. L. Worden Co.



SMALL CURVED APPLE - Cards of 3 ea. - 3" w. X 2 1/2" h. approx.

No. ASGRO3 Green Opal -

No. ASRDO3 Red Opal -



LARGE CURVED APPLE - Cards of 3 ea 3 1/4" w. X 3" h. approx.

No. ALRDO3 Red Opal -

LARGE CURVED DELICIOUS APPLE - Cards of 3 ea. 3 1/4" w. X 3" h. approx.

No. ALDRO3 Red Opal -



SMALL CURVED PEAR - Cards of 3 ea 2 1/2" w. X 3 1/2" h. approx.

No. PSAGO3 Amber/Green Opal -

No. PSGRO3 Green Opal -

No. PSYEO3 Yellow Opal -



LARGE CURVED PEAR - Cards of 3 ea. 2 3/4" w. X 4 1/4" h. approx.

No. PLAGO3 Amber/Green Opal -



Not available currently

©2014, H. L. Worden Co. All Rights Reserved
Authorized use - to promote the sales of H. L. Worden Co.
products which include forms, patterns and accessories for the
construction of stained glass lampshades.
Unauthorized use is prohibited.

Vase Caps

Made of raw brass allowing solder to easily adhere. The edge can be trimmed with tin snips if necessary for a perfect fit. The brass vase cap can be covered with molten solder and antiqued the same as the seams.

Cast Brass Heat Caps

HC3 3" Heat Cap



HC4 4" Heat Cap



HC5 5" Heat Cap



FlaTop™ Ring & Finial Filigree

FT3-1 Tiffany Spiral - 3"



Spun Brass Vase Caps

VC1.5 Vase cap - 1.5"

VC2 Vase cap - 2"

VC2.5 Vase cap - 2 1/2"

VC3 Vase cap - 3"

VC3.5 Vase cap 3 1/2"

VC4 Vase cap - 4"

VC4.5 Vase cap 4 1/2"

VC5 Vase cap - 5"

VC5.5 Vase cap - 5 1/2"

VC6 Vase cap - 6"



Tulip Vase Caps

TVC2.5 Tulip Vase cap - 2 1/2"

TVC4 Tulip Vase cap - 4"



Etched Brass Vented Heat Caps

VHC2 Vented cap - 2"

VHC3 Vented cap - 3"

VHC3.5 Vented Cap - 3 1/2"

VHC4 Vented cap - 4"

VHC4.5 Vented cap - 4 1/2"

VHC5 Vented cap - 5"



No. 350 Floor Stand LampLeveler™ includes:

No. 351 Floor Stand with vise

No. 340 Form & Lamp Fixturing Head

No. 354 - 14" disk.

Height - 26".

No. 350 Floor Stand LampLeveler™ -



No. 351 Floor Stand includes the floor stand and vise

Height - 26"

No. 351 Floor Stand with positioner vise -

Wooden Support Disks

An inexpensive plywood disk with a 3/8" center hole. The disk fits inside a full mold or a lamp after the sections have been pulled together and is held in place on a 3/8" diameter threaded rod attached to the center of the fixturing head. A washer is placed on top of the full mold or the lamp shade and secured with a knurled nut on the threaded rod.



Use with No. 340 Form and Lamp Fixturing Head.

No. 352 - 11 1/2" disk -

No. 354 - 14" disk -

No. 356 - 16" disk -

No. 358 - 18" disk -

No. 362 - 22" disk -

No. 366 - 26" disk -



LampLeveler™ Positioning Tools

Designed exclusively for the WordenSystem™ this positioner system provides a sturdy, comfortable, and level working surface for any size Tiffany style lamp, panel lamps, SectionalForms, and 360° lamp forms. Our positioners simplify glass part assembly, foil wrapping, tack soldering, building seams, and lamp designing. Secure the LampLeveler™ vise to a wooden base to allow ease in clamping to a bench or work table.



Includes LampLeveler™ vise and No. 340 Form & Lamp Fixturing Head. (Wood base not included.)

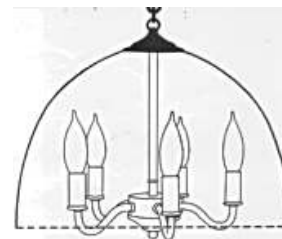
No. 330 FullForm™ LampLeveler™ -



Includes fixturing head, threaded 3/8" diameter light fixture threaded rod, 2 lock nuts, and brass check ring. Fits both our standard and round floor stand LampLeveler™ vise.

No. 340 Form & Lamp Fixturing Head -

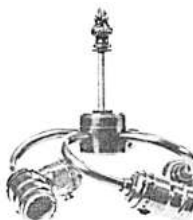
Lighting Clusters



Elegant 10" diameter Lighting Cluster with 5 arms, metal candles, 7 3/4" stem, and 42" wire lead. Requires 5 Candelabra bulbs (sold separately). Wire to U.L. Standards. For use in lamp shades 13" to 20" in diameter and 8" to 10" in height depending upon shade curvature. Adjust Lighting Cluster to various shade heights and curvatures by substituting different lengths of 3/8" standard threaded rod and couplers as necessary (not included). May be used in the following WordenSystem™ lamp shades in place of the opal globe and socket: G16, GF16, W18, G19.5, C20, SC20, P20

No. BL105A Antique Brass Finish -

No. BL105B Polished Brass Finish -

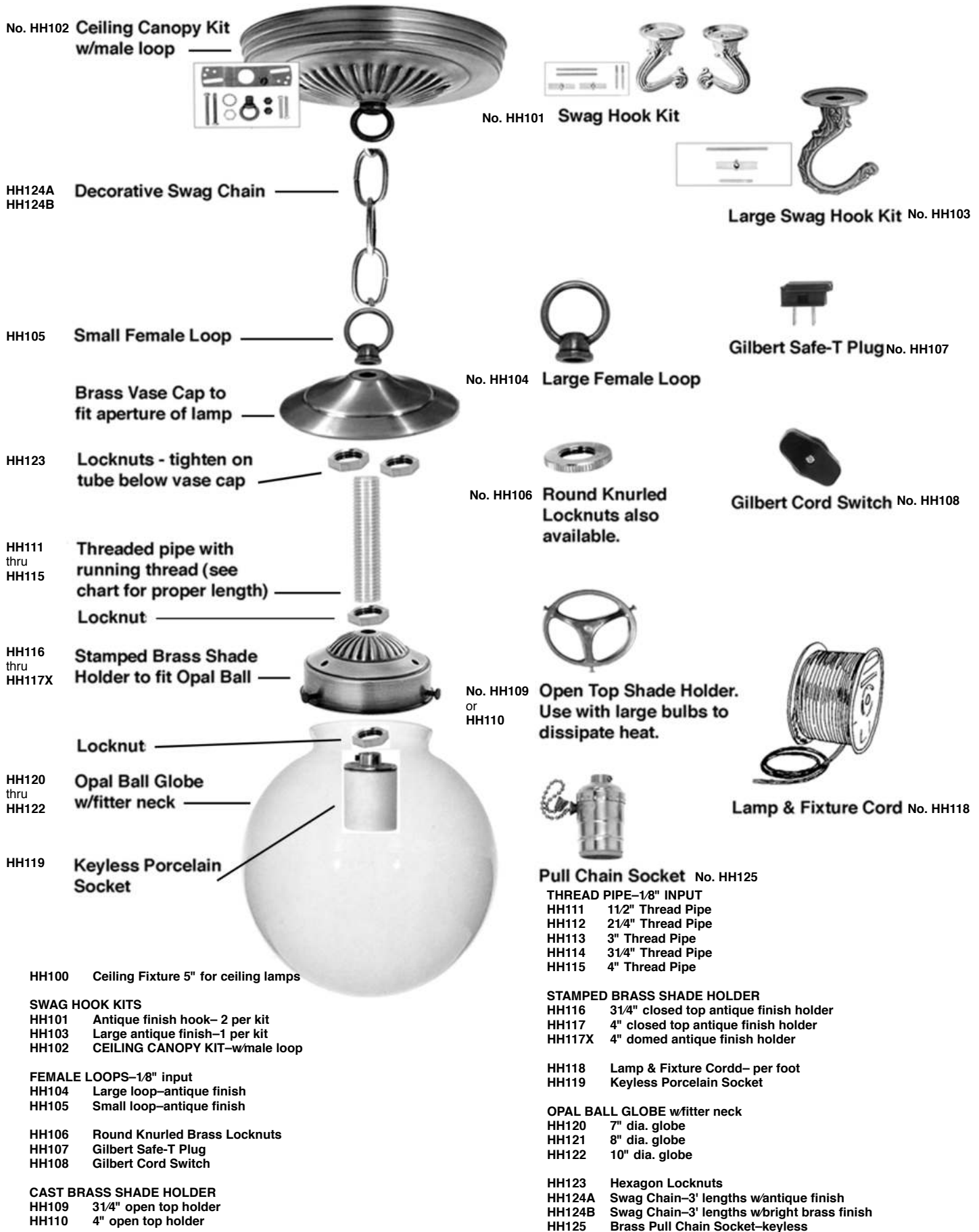



RL103 4-Lite Cluster -

Prewired 4-lite cluster with pull chains on each socket and takes regular base bulbs. This cluster is suitable for hanging lamps as an alternative to the BL105 clusters.

Lamp Hardware - H. L. Worden - Not available currently

Display by Hanging





C16-13



C16-4



W18-1



CF18-27



GF16-35



W18-2

H. L. Worden "Make a Lamp" System

GF16-35 Cobweb T lamp under construction



*MagicStrips™ attached to form
Pattern cut out and pinned on form to check for fit
Glass cut and held in place with glass headed pins*



Glass pieces pinned in place, ready to foil and solder



Glass pieces tack soldered and flat seamed



*Lamp off the form, on a light box, ready to finish
WOW!!*

©2024, H. L. Worden Co. All Rights Reserved
Authorized use - to promote the sales of H. L. Worden Co.
products which include forms, patterns and accessories for the
construction of stained glass lampshades.
Unauthorized use is prohibited.

Worden Lamp Co.
www.wordenlamps.com
www.glasshousestore.com



Artist's concept of finished lamp